


Y4 English- 1st Jun 2020

**The Firework Maker's Daughter – Philip Pullman**

We did it!!!! Hopefully by now you have finished reading the story – if not, catch up on the last few chapters and then start your home school work for this week!



If you have a paper copy – great. If not log onto Audible for a free one.

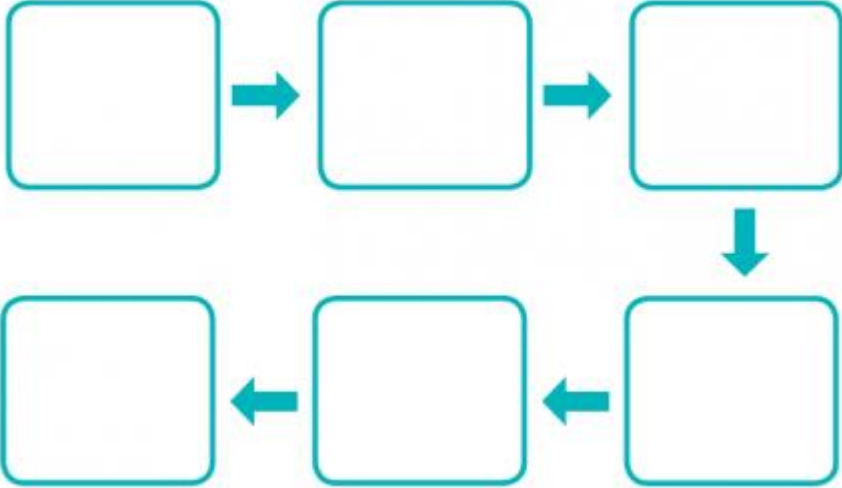

<https://stories.audible.com/start-listen>

You can also listen online if you search the book's title in YouTube – there are lots of versions. Have a hunt!

Year 4 also like to indulge in some 'beachy reading' when the weather is warmer!

<https://www.youtube.com/watch?v=DGIXT7ce3vQ>

<p>Monday</p>	<p><b>Reading</b></p> <p>You have already done this!</p> <p>The vocab table and fluency checker is available below if you'd like! Just for fun!</p>	<p><b>DISCUSS</b></p> <p>What ship did the firework makers arrive on? What's Signor Scorcini's speciality? How many visiting firework makers are there? What do they borrow for the fireworks? Why is Hamlet so sad? Why does the official stop timing? Who turns up at the end of the ceremony and why? Explain how Philip Pullman makes it seem impossible that Lalchand and Chulak can win? Explain how Philip Pullman builds tension before Lila and Lalchand light their fireworks. What is the effect of the illustration Page 90?</p> <p>Select 5 of these questions to answer. Write the question and answer in your home-school learning book. Make sure you use full sentences and use the words of the question in your answer!</p>	<p>15 mins 'BEACHY' reading with an adult</p>
<p>Tuesday</p>	<p><b>Planning</b></p>	<p>Your task this week is going to be to..... <b>Summarise the whole story in 100 words or less!!!</b></p> <p>You have the skills, you can do it. To help with this I'd spend some time today creating a story map of the whole book! Separate your page into the chapters and draw or write key words explaining what happens in each.</p> <p>I'd do it like this....but you probably have a better idea!</p>	<p>15 mins 'BEACHY' reading with an adult</p>

			
		<p>I'd love to see a picture of these –feel free to email the office!</p>	
Wednesday	<p><b>Writing</b></p> <p>Check the WOW word of the week on the blog –craft your own sentence based on this.</p>	<p>No new vocabulary this week – unless you'd like to!</p> <p>I'd use the time to start writing your summarised story!</p> <p>Start by writing out what happens from chapter 1-3 using just one sentence per chapter!</p> <p>You will probably have to rehearse these sentences several times. Aim for less than 15 words per sentence!</p> <p>You're going to have to choose wisely.</p>	<p>15 mins 'BEACHY' reading with an adult</p>
Thursday	<p><b>Writing</b></p>	<p>Continue with your summary writing from yesterday!</p> <p>Read where you got to with your summary and summarise the final chapters of the story. Use your map to help you.</p> <p>Remember – less than 15 words per sentence!</p> <p>I've attached a template below which might help too.</p>	<p>15 mins 'BEACHY' reading with an adult</p>
Friday	<p><b>Publish!</b></p>	<p>You know the plan!</p> <p>When your summary is completed, check the basics using success criteria shown below. Pink pen if you can to edit errors.</p> <p><b>CHALLENGE- TRY TO USE SOME OF THE WOW WORDS YOU'VE LEARNT ALONG THE WAY</b></p> <p>Try to improve your work so it's ready for you to publish today on the blog!!!</p>	<p>15 mins 'BEACHY' reading with an adult</p>
EXTRA	<p><b>Just For Fun</b></p>	<p><b><u>Countdown Challenge!</u></b></p> <p>Check the blog because there's an example you can play there today!</p> <p>The blog page is called Year 4 Countdown Challenge Week 4!</p> <p>Involve your family too if you'd like!</p> <p>Each week we will have a new winner too!</p> 	
<p>Now we've finished our book next week will be a little different. Let me know what you'd like more of on our blog and watch this space for more details 😊</p>			

	Score out of 10
Read with expression	
Read fluently	
Entertained me with the way they used their voice	
<b>Total Score</b>	

New Vocabulary	Synonyms

	Score out of 10
<b>Total Score</b>	

## Am I Successful?

<u>Have I...</u>	I think	My parent thinks
Checked all spelling		
Used full stops for pauses		
Capital letters for names and after full stops		
One sentence per chapter!		
Capital letters to start sentences		
Commas to show clauses		
Less than 15 words per sentence!		
Only used conjunction per sentence (maximum 2!)		
Subordination to start a sentence		
Included some of the wow words you've learnt along the way!		
<u>Target for next time....</u>		

Part of the Story	Events
Chapter 1	
Chapter 2	
Chapter 3	
Chapter 4	
Chapter 5	
Chapter 6	
Chapter 7	
<b>Other notes</b>	