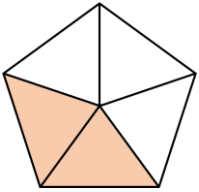


Year 4

Fractions

Name _____

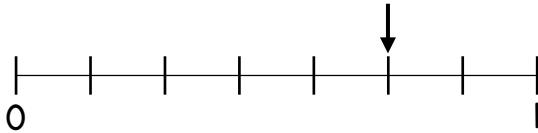
1 What fraction of the shape is shaded?



$\frac{2}{5}$

1 mark

What fraction is the arrow pointing to?



$\frac{5}{7}$

1 mark

2 What is $\frac{2}{q} + \frac{5}{q}$?

Use the fraction strip to help you.

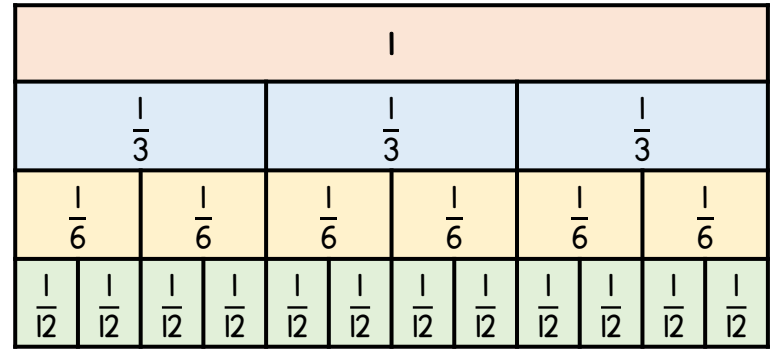


$\frac{7}{q}$

1 mark

3 Complete the equivalent fractions.

Use the fraction wall to help you.

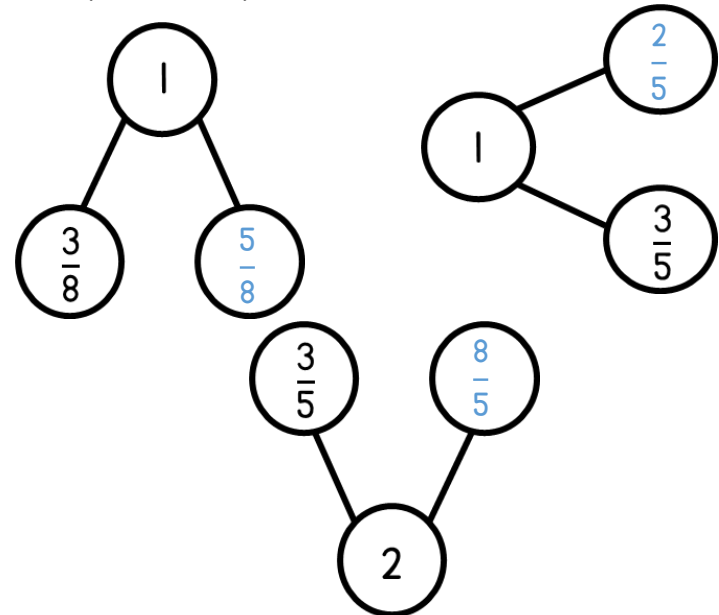


$$\frac{1}{3} = \frac{2}{6} = \frac{4}{12}$$

$$1 = \frac{12}{12} = \frac{6}{6} = \frac{3}{3}$$

2 marks


4 Complete the part-whole models.



3 marks

- 5 Annie is counting in quarters.

One quarter, two quarters, three quarters, four quarters, five quarters, six quarters...



1 mark for 2 correctly circled.

What is the next fraction that Annie will say?

Circle all possible answers.

$\frac{7}{4}$

$\frac{4}{7}$

$1\frac{3}{4}$

Seven Quarters

2 marks

- 6 Calculate.

$$\frac{12}{5} - \frac{4}{5} = \frac{8}{5}$$

$$\frac{4}{5} + \frac{3}{5} = 1 + \frac{2}{5}$$

2 marks

- 7 A chocolate bar weighs 250 grams.

Liam eats $\frac{3}{10}$ of the chocolate bar.

Bella eats $\frac{7}{10}$ of the chocolate bar.

How many more grams does Bella eat than Liam?

2 marks

100 grams

- 8 Complete the missing number.

$$\frac{1}{6} \text{ of } \boxed{252} = 42$$

1 mark

Circle how confident you feel with fractions.

1 2 3 4 5
Not Very
confident confident